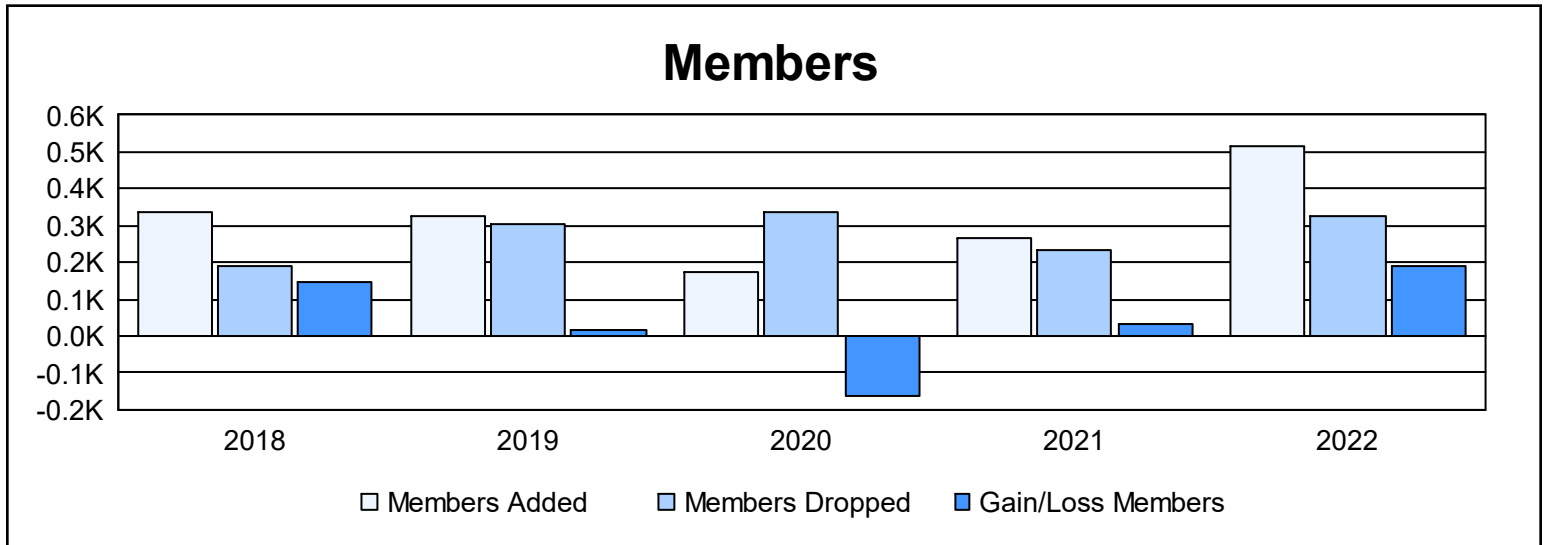
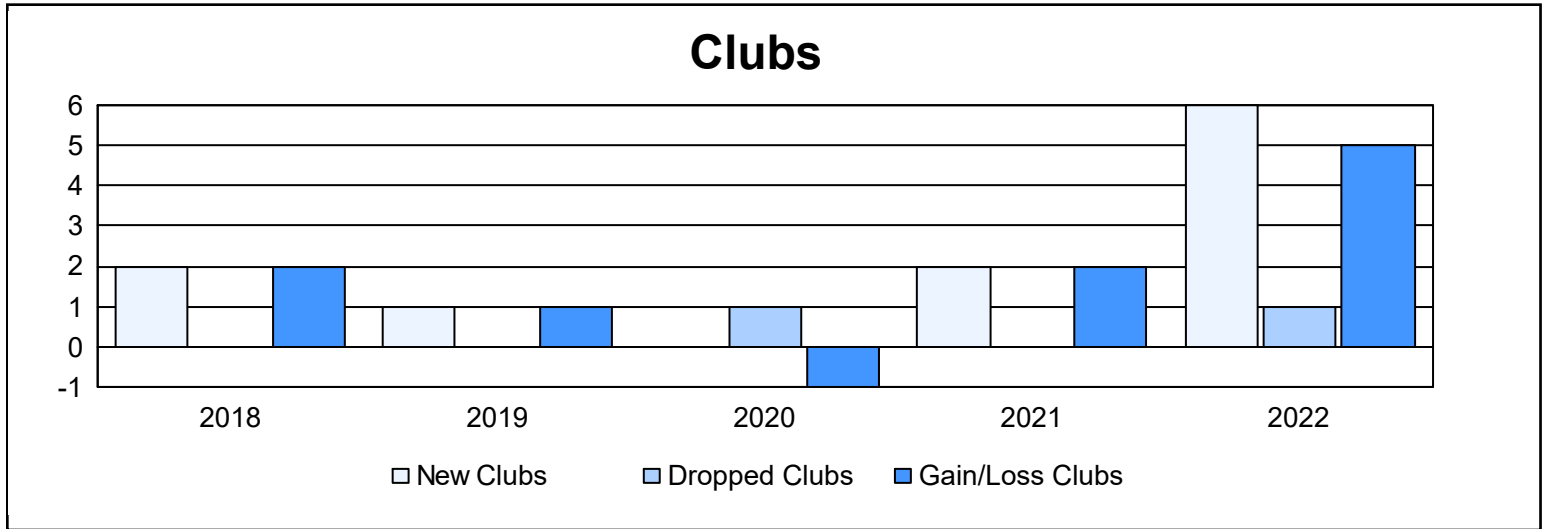
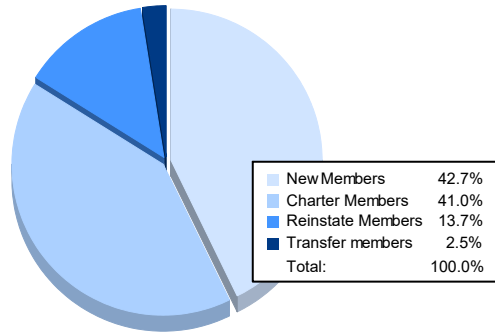


Year	New Clubs	Dropped Clubs	Gain/ Loss Clubs	New Members	Charter Members	Reinstate Members	Transfer Members	Total Member Added	Total Members Dropped	Gain/ Loss Members
2017-2018	2	0	2	264	54	15	6	339	191	148
2018-2019	1	0	1	264	37	10	12	323	305	18
2019-2020	0	1	-1	134	5	21	11	171	336	-165
2020-2021	2	0	2	190	56	9	11	266	236	30
2021-2022	6	1	5	221	212	71	13	517	328	189
<b>Average</b>	<b>2</b>	<b>0</b>	<b>2</b>	<b>215</b>	<b>73</b>	<b>25</b>	<b>11</b>	<b>323</b>	<b>279</b>	<b>44</b>



### Membership Composition June 2022 Cumulative



### Gender Composition June 2022 Cumulative

